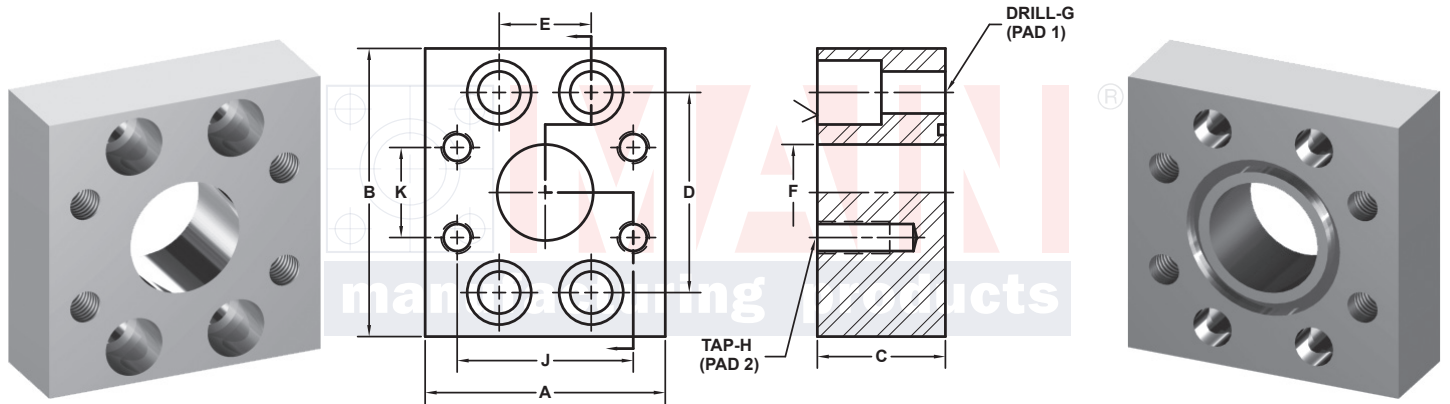


# FLANGE ADAPTERS

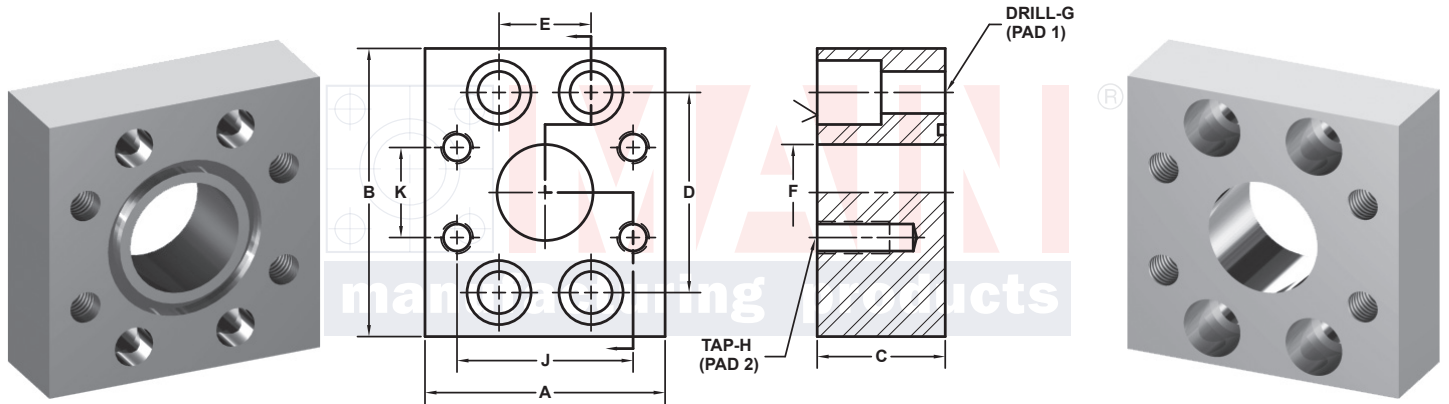


3181 TRI-PARK DR. GRAND BLANC, MI 48439 800-521-7918 810-953-1380 FAX 810-953-1385 INFO@MAINMFG.COM

SAE BOLT PATTERN													61 SERIES TO 61 SERIES			
PAD 1 C61	PAD 2 C61	PART NUMBER	A	B	C	D	E	F	G	H	J	K	MOUNTING KIT <sup>①</sup>			
													PART NO.	BOLT SIZE	O-RING	
<b>1/2</b>	<b>1/2</b>	1317-08-08	2.25	2.25	1.00	1.500	.688	.50	.34	5/16-18	1.500	.688	MK 564	5/16-18 x 1	210	
<b>3/4</b>	<b>3/4</b>	1317-12-12	2.75	2.75	1.00	1.875	.875	.75	.41	3/8-16	1.875	.875	MK 565	3/8-16 x 1	214	
<b>3/4</b>	<b>1/2</b>	1317-12-08	2.25	2.75	1.75	1.875	.875	.50	.41	5/16-18	1.500	.688	MK 502	3/8-16 x 1 3/4	214	
<b>1</b>	<b>1</b>	1317-16-16	3.00	3.00	1.25	2.062	1.031	1.00	.41	3/8-16	2.062	1.031	MK 2535	3/8-16 x 1 1/4	219	
<b>1</b>	<b>3/4</b>	1317-16-12	2.75	3.00	1.75	2.062	1.031	.75	.41	3/8-16	1.875	.875	MK 503	3/8-16 x 1 3/4	219	
<b>1</b>	<b>1/2</b>	1317-16-08	2.25	3.00	1.75	2.062	1.031	.50	.41	5/16-18	1.500	.688	MK 503	3/8-16 x 1 3/4	219	
<b>1 1/4</b>	<b>1 1/4</b>	1317-20-20	3.25	3.25	1.25	2.312	1.188	1.25	.47	7/16-14	2.312	1.188	MK 567	7/16-14 x 1 1/4	222	
<b>1 1/4</b>	<b>1</b>	1317-20-16	2.81	3.25	1.75	2.312	1.188	1.00	.47	3/8-16	2.062	1.031	MK 504	7/16-14 x 1 3/4	222	
<b>1 1/4</b>	<b>3/4</b>	1317-20-12	2.75	3.25	1.75	2.312	1.188	.75	.47	3/8-16	1.875	.875	MK 504	7/16-14 x 1 3/4	222	
<b>1 1/4</b>	<b>1/2</b>	1317-20-08	2.50	3.25	1.75	2.312	1.188	.50	.47	5/16-18	1.500	.688	MK 504	7/16-14 x 1 3/4	222	
<b>1 1/2</b>	<b>1 1/2</b>	1317-24-24	3.75	3.75	1.25	2.750	1.406	1.50	.53	1/2-13	2.750	1.406	MK 568	1/2-13 x 1 1/4	225	
<b>1 1/2</b>	<b>1 1/4</b>	1317-24-20	3.25	3.75	2.00	2.750	1.406	1.25	.53	7/16-14	2.312	1.188	MK 505	1/2-13 x 2	225	
<b>1 1/2</b>	<b>1</b>	1317-24-16	2.75	3.75	1.75	2.750	1.406	1.00	.53	3/8-16	2.062	1.031	MK 1547	1/2-13 x 1 3/4	225	
<b>1 1/2</b>	<b>3/4</b>	1317-24-12	2.75	3.75	1.75	2.750	1.406	.75	.53	3/8-16	1.875	.875	MK 1547	1/2-13 x 1 3/4	225	
<b>1 1/2</b>	<b>1/2</b>	1317-24-08	2.75	3.75	1.75	2.750	1.406	.50	.53	5/16-18	1.500	.688	MK 1547	1/2-13 x 1 3/4	225	

① Order Separately

# FLANGE ADAPTERS



3181 TRI-PARK DR. GRAND BLANC, MI 48439 800-521-7918 810-953-1380 FAX 810-953-1385 INFO@MAINMFG.COM

## SAE BOLT PATTERN

## 61 SERIES TO 61 SERIES

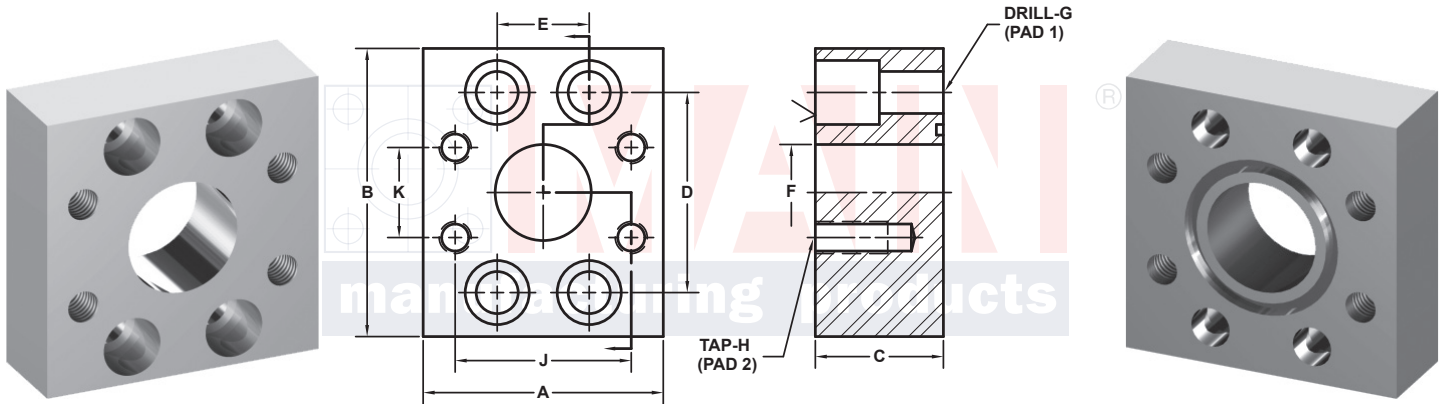
PAD 1 C61	PAD 2 C61	PART NUMBER	A	B	C	D	E	F	G	H	J	K	MOUNTING KIT <sup>Ⓢ</sup>		
													PART NO.	BOLT SIZE	O-RING
<b>2</b>	<b>2</b>	1317-32-32	4.00	4.00	1.25	3.062	1.688	1.94	.53	1/2-13	3.062	1.688	MK 1509	1/2-13 x 1 1/4	228
<b>2</b>	<b>1½</b>	1317-32-24	3.75	4.00	2.00	3.062	1.688	1.50	.53	1/2-13	2.750	1.406	MK 560	1/2-13 x 2	228
<b>2</b>	<b>1¼</b>	1317-32-20	3.25	4.00	2.00	3.062	1.688	1.25	.53	7/16-14	2.312	1.188	MK 560	1/2-13 x 2	228
<b>2</b>	<b>1</b>	1317-32-16	3.25	4.00	1.75	3.062	1.688	1.00	.53	3/8-16	2.062	1.031	MK 582	1/2-13 x 1 3/4	228
<b>2</b>	<b>¾</b>	1317-32-12	3.25	4.00	1.75	3.062	1.688	.75	.53	3/8-16	1.875	.875	MK 582	1/2-13 x 1 3/4	228
<b>2</b>	<b>½</b>	1317-32-08	3.25	4.00	1.75	3.062	1.688	.50	.53	5/16-18	1.500	.688	MK 582	1/2-13 x 1 3/4	228
<b>2½<sup>Ⓢ</sup></b>	<b>2½</b>	1317-40-40	4.50	4.50	1.50	3.500	2.000	2.44	.53	1/2-13	3.500	2.000	MK 1510	1/2-13 x 1 1/2	232
<b>2½<sup>Ⓢ</sup></b>	<b>2</b>	1317-40-32	4.00	4.50	2.00	3.500	2.000	1.94	.53	1/2-13	3.062	1.688	MK 561	1/2-13 x 2	232
<b>2½<sup>Ⓢ</sup></b>	<b>1½</b>	1317-40-24	4.00	4.50	2.00	3.500	2.000	1.50	.53	1/2-13	2.750	1.406	MK 561	1/2-13 x 2	232
<b>2½<sup>Ⓢ</sup></b>	<b>1¼</b>	1317-40-20	4.00	4.50	2.00	3.500	2.000	1.25	.53	7/16-14	2.312	1.188	MK 561	1/2-13 x 2	232
<b>2½<sup>Ⓢ</sup></b>	<b>1</b>	1317-40-16	4.00	4.50	1.75	3.500	2.000	1.00	.53	3/8-16	2.062	1.031	MK 1528	1/2-13 x 1 3/4	232
<b>2½<sup>Ⓢ</sup></b>	<b>¾</b>	1317-40-12	4.00	4.50	1.75	3.500	2.000	.75	.53	3/8-16	1.875	.875	MK 1528	1/2-13 x 1 3/4	232
<b>2½<sup>Ⓢ</sup></b>	<b>½</b>	1317-40-08	4.00	4.50	1.75	3.500	2.000	.50	.53	5/16-18	1.500	.688	MK 1528	1/2-13 x 1 3/4	232
<b>3<sup>Ⓢ</sup></b>	<b>3</b>	1317-48-48	5.50	5.50	1.75	4.188	2.438	2.94	.66	5/8-11	4.188	2.438	MK 2538	5/8-11 x 1 3/4	237
<b>3<sup>Ⓢ</sup></b>	<b>2½</b>	1317-48-40	4.50	5.50	2.25	4.188	2.438	2.44	.66	1/2-13	3.500	2.000	MK 2559	5/8-11 x 2 1/4	237
<b>3<sup>Ⓢ</sup></b>	<b>2</b>	1317-48-32	4.50	5.31	2.00	4.188	2.438	1.94	.66	1/2-13	3.062	1.688	MK 1511	5/8-11 x 2	237
<b>3<sup>Ⓢ</sup></b>	<b>1½</b>	1317-48-24	4.50	5.31	2.00	4.188	2.438	1.50	.66	1/2-13	2.750	1.406	MK 1511	5/8-11 x 2	237
<b>3<sup>Ⓢ</sup></b>	<b>1¼</b>	1317-48-20	4.50	5.31	2.00	4.188	2.438	1.25	.66	7/16-14	2.312	1.188	MK 1511	5/8-11 x 2	237
<b>3<sup>Ⓢ</sup></b>	<b>1</b>	1317-48-16	4.50	5.31	2.00	4.188	2.438	1.00	.66	3/8-16	2.062	1.031	MK 1511	5/8-11 x 2	237

Ⓢ Order Separately    Ⓢ 2500 PSI Max    Ⓢ 2000 PSI Max

**C61o / C61f**  
**PG 2/4**

© Copyright MAIN Mfg. 2017

# FLANGE ADAPTERS



3181 TRI-PARK DR. GRAND BLANC, MI 48439 800-521-7918 810-953-1380 FAX 810-953-1385 INFO@MAINMFG.COM

## SAE BOLT PATTERN

## 61 SERIES TO 61 SERIES

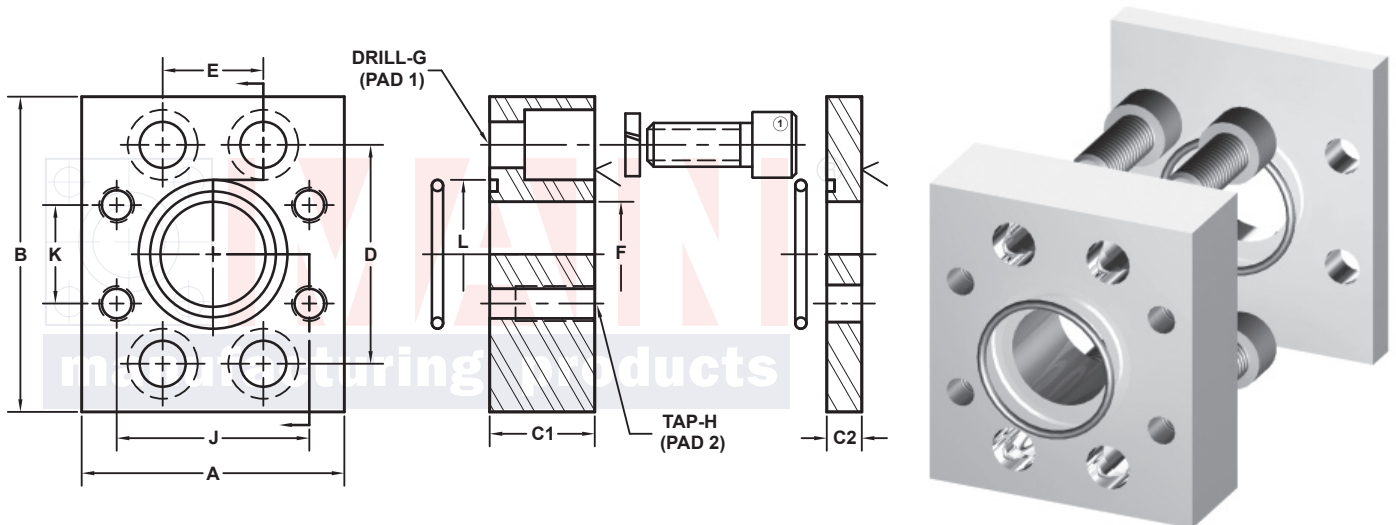
PAD 1 C61	PAD 2 C61	PART NUMBER	A	B	C	D	E	F	G	H	J	K	MOUNTING KIT <sup>①</sup>		
													PART NO.	BOLT SIZE	O-RING
3½ <sup>④</sup>	3½	1317-56-56	6.00	6.00	2.00	4.750	2.750	3.44	.66	5/8-11	4.750	2.750	MK 1571	5/8-11 x 2	241
3½ <sup>④</sup>	3	1317-56-48	5.50	6.00	2.25	4.750	2.750	2.94	.66	5/8-11	4.188	2.438	MK 3504	5/8-11 x 2 1/4	241
3½ <sup>④</sup>	2½	1317-56-40	5.00	6.00	2.25	4.750	2.750	2.44	.66	1/2-13	3.500	2.000	MK 3504	5/8-11 x 2 1/4	241
3½ <sup>④</sup>	2	1317-56-32	5.00	6.00	2.25	4.750	2.750	1.94	.66	1/2-13	3.062	1.688	MK 3504	5/8-11 x 2 1/4	241
3½ <sup>④</sup>	1½	1317-56-24	5.00	6.00	2.25	4.750	2.750	1.50	.66	1/2-13	2.750	1.406	MK 3504	5/8-11 x 2 1/4	241
4 <sup>④</sup>	4	1317-64-64	6.38	6.50	2.00	5.125	3.062	3.94	.66	5/8-11	5.125	3.062	MK 1572	5/8-11 x 2	245
4 <sup>④</sup>	3½	1317-64-56	6.00	6.38	2.25	5.125	3.062	3.44	.66	5/8-11	4.750	2.750	MK 3505	5/8-11 x 2 1/4	245
4 <sup>④</sup>	3	1317-64-48	5.50	6.38	2.25	5.125	3.062	2.94	.66	5/8-11	4.188	2.438	MK 3505	5/8-11 x 2 1/4	245
4 <sup>④</sup>	2½	1317-64-40	5.50	6.38	2.25	5.125	3.062	2.44	.66	1/2-13	3.500	2.000	MK 3505	5/8-11 x 2 1/4	245
4 <sup>④</sup>	2	1317-64-32	5.50	6.38	2.25	5.125	3.062	1.94	.66	1/2-13	3.062	1.688	MK 3505	5/8-11 x 2 1/4	245
4 <sup>④</sup>	1½	1317-64-24	5.50	6.38	2.25	5.125	3.062	1.50	.66	1/2-13	2.750	1.406	MK 3505	5/8-11 x 2 1/4	245
5 <sup>④</sup>	5	1317-80-80	7.25	7.25	2.00	6.000	3.625	4.94	.66	5/8-11	6.000	3.625	MK 2539	5/8-11 x 2	253
5 <sup>④</sup>	4	1317-80-64	7.00	7.25	2.25	6.000	3.625	3.94	.66	5/8-11	5.125	3.062	MK 3506	5/8-11 x 2 1/4	253
5 <sup>④</sup>	3½	1317-80-56	7.00	7.25	2.25	6.000	3.625	3.44	.66	5/8-11	4.750	2.750	MK 3506	5/8-11 x 2 1/4	253
5 <sup>④</sup>	3	1317-80-48	7.00	7.25	2.25	6.000	3.625	2.94	.66	5/8-11	4.188	2.438	MK 3506	5/8-11 x 2 1/4	253

① Order Separately ④ 500 PSI Max

**C61o / C61f**  
**PG 3/4**

© Copyright MAIN Mfg. 2017

# FLANGE ADAPTERS



3181 TRI-PARK DR. GRAND BLANC, MI 48439 800-521-7918 810-953-1380 FAX 810-953-1385 INFO@MAINMFG.COM

SAE BOLT PATTERN			61 SERIES TO 61 SERIES													
PAD 1 C61	PAD 2 C61	PART NUMBER	A	B	C1	C2	D	E	F	G	H	J	K	L	MOUNTING KIT <sup>Ⓛ</sup>	
															BOLT SIZE	O-RINGS
<b>1/2</b>	<b>3/4</b>	1317-08-12	2.75	2.25	1.00	.38	1.500	.688	.50	.34	3/8-16	1.875	.875	1.000	5/16-18 x 1	210
<b>1/2</b>	<b>1</b>	1317-08-16	3.00	2.25	1.00	.50	1.500	.688	.50	.34	3/8-16	2.062	1.031	1.000	5/16-18 x 1	210
<b>3/4</b>	<b>1</b>	1317-12-16	2.82	2.75	1.00	.38	1.875	.875	.75	.41	3/8-16	2.062	1.031	1.250	3/8-16 x 1	214
<b>3/4</b>	<b>1 1/4</b>	1317-12-20	3.25	2.75	1.25	.38	1.875	.875	.75	.41	7/16-14	2.312	1.188	1.250	3/8-16 x 1 1/4	214
<b>1</b>	<b>1 1/4</b>	1317-16-20	3.25	3.00	1.25	.38	2.062	1.031	1.00	.41	7/16-14	2.312	1.188	1.562	3/8-16 x 1 1/4	219
<b>1</b>	<b>1 1/2</b>	1317-16-24	3.75	3.00	1.25	.38	2.062	1.031	1.00	.41	1/2-13	2.750	1.406	1.562	3/8-16 x 1 1/4	219
<b>1 1/4</b>	<b>1 1/2</b>	1317-20-24	3.75	3.25	1.25	.38	2.312	1.188	1.25	.47	1/2-13	2.750	1.406	1.750	7/16-14 x 1 1/4	222
<b>1 1/4</b>	<b>2</b>	1317-20-32	4.00	3.25	1.25	.38	2.312	1.188	1.25	.47	1/2-13	3.062	1.688	1.750	7/16-14 x 1 1/4	222
<b>1 1/2</b>	<b>2</b>	1317-24-32	4.00	3.75	1.25	.38	2.750	1.406	1.50	.53	1/2-13	3.062	1.688	2.125	1/2-13 x 1 1/4	225
<b>2</b>	<b>2 1/2<sup>Ⓜ</sup></b>	1317-32-40	4.50	4.00	1.75	.38	3.062	1.688	1.94	.53	1/2-13	3.500	2.000	2.500	1/2-13 x 1 3/4	228
<b>2</b>	<b>3<sup>Ⓝ</sup></b>	1317-32-48	5.31	4.50	2.00	.50	3.062	1.688	1.94	.53	5/8-11	4.188	2.438	2.500	1/2-13 x 2	228
<b>2 1/2</b>	<b>3<sup>Ⓝ</sup></b>	1317-40-48	5.31	4.50	2.00	.50	3.500	2.000	2.44	.53	5/8-11	4.188	2.438	3.000	1/2-13 x 2	232
<b>3</b>	<b>3 1/2<sup>Ⓞ</sup></b>	1317-48-56	6.00	5.50	1.50	.50	4.188	2.438	2.94	.66	5/8-11	4.750	2.750	3.625	5/8-11 x 1 1/2	237
<b>3</b>	<b>4<sup>Ⓞ</sup></b>	1317-48-64	6.50	5.50	1.50	.50	4.188	2.438	2.94	.66	5/8-11	5.125	3.062	3.625	5/8-11 x 1 1/2	237
<b>3 1/2</b>	<b>4<sup>Ⓞ</sup></b>	1317-56-64	6.50	6.00	2.00	.50	4.750	2.750	3.44	.66	5/8-11	5.125	3.062	4.109	5/8-11 x 2	241

Ⓛ Included: (4) Bolts, (4) Lock Washers, (2) O-Rings    Ⓜ 2500 PSI Max    Ⓝ 2000 PSI Max    Ⓞ 500 PSI Max

**C61o / C61f**  
**PG 4/4**

© Copyright MAIN Mfg. 2017