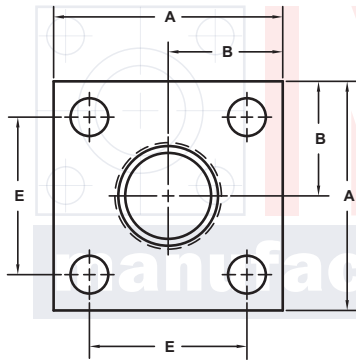


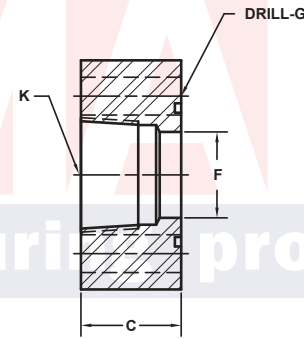
# NPTF THREADED IN-LINE FLANGES

ISO 6164			250 BAR SERIES												
FLANGE SIZE	PIPE SIZE	PART NUMBER	A	B	C	Dmm	E	F	Gmm	K	MOUNTING KIT®			WT	
									Jmm		PART NO.	BOLT SIZE	O-RING		
<b>10</b>	<b>3/8</b>	1663-06-06M	PLEASE USE THE 400 BAR SERIES FOUND BELOW. THE BLOCK SIZE, BOLT PATTERN AND THE O-RING ARE IDENTICAL IN FLANGE SIZES 10 - 38. IF YOU HAVE ANY QUESTIONS PLEASE CALL ENGINEERING AT 1-800-521-7918.												
		1664-06-06M													
<b>13</b>	<b>1/2</b>	1663-08-08M													
		1664-08-08M													
<b>19</b>	<b>3/4</b>	1663-12-12M													
		1664-12-12M													
<b>25</b>	<b>1</b>	1663-16-16M													
		1664-16-16M													
<b>32</b>	<b>1 1/4</b>	1663-20-20M													
		1664-20-20M													
<b>38</b>	<b>1 1/2</b>	1663-24-24M													
		1664-24-24M													
<b>51</b>	<b>2</b>	1663-32-32M	4.00	2.00	1.75	98	2.728	1.94	17.5	2	MKM 3531	M16 x 65	228	5.0	
		1664-32-32M							M16x2						
<b>56</b>	<b>2 1/2</b>	1663-40-40M	4.75	2.38	2.00	118	3.285	2.44	22.0	2 1/2	MKM 5573	M20 x 80	232	8.0	
		1664-40-40M							M20x2.5						
<b>63</b>	<b>3</b>	1663-48-48M	5.50	2.75	2.25	145	4.037	2.94	22.0	3	MKM 5558	M20 x 90	237	13.0	
		1664-48-48M							M20x2.5						

MATERIAL:  
**Low Carbon Steel**®

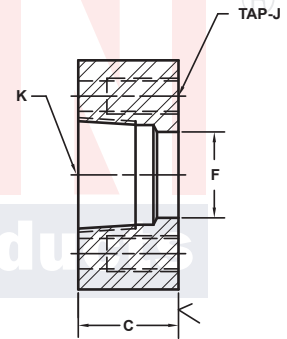


O-Ring Style



Model 1663 / 1665

Companion Style (Flat Face)



Model 1664 / 1666

3181 TRI-PARK DR. GRAND BLANC, MI 48439 800-521-7918 810-953-1380 FAX 810-953-1385 INFO@MAINMFG.COM

ISO 6164			400 BAR SERIES																																									
FLANGE SIZE	PIPE SIZE	PART NUMBER	A	B	C	Dmm	E	F	Gmm	K	MOUNTING KIT®			WT																														
									Jmm		PART NO.	BOLT SIZE	O-RING																															
<b>10</b>	<b>3/8</b>	1665-06-06M	1.50	.75	1.25	35	.974	.44	6.5	3/8	MKM 5564	M6 x 40	115	.7																														
		1666-06-06M																																										
<b>13</b>	<b>1/2</b>	1665-08-08M							1.75	.88	1.25	42	1.170	.50	9.0	1/2	MKM 519	M8 x 45	210	.9																								
		1666-08-08M																																										
<b>19</b>	<b>3/4</b>	1665-12-12M													2.00	1.00	1.25	50	1.392	.75	9.0	3/4	MKM 5565	M8 x 45	214	1.2																		
		1666-12-12M																																										
<b>25</b>	<b>1</b>	1665-16-16M																			2.50	1.25	1.50	62	1.726	1.00	11.0	1	MKM 5566	M10 x 55	219	2.1												
		1666-16-16M																																										
<b>32</b>	<b>1 1/4</b>	1665-20-20M																									3.00	1.50	1.50	73	2.032	1.25	13.5	1 1/4	MKM 522	M12 x 55	222	2.9						
		1666-20-20M																																										
<b>38</b>	<b>1 1/2</b>	1665-24-24M																															3.50	1.75	1.75	85	2.366	1.50	17.5	1 1/2	MKM 527	M16 x 65	225	4.4
		1666-24-24M																																										
<b>51</b>	<b>2</b>	1665-32-32M	4.00	2.00	1.75	98	2.728	1.69																															17.5	2	MKM 540	M16 x 70	331	5.5
		1666-32-32M																																										
<b>56</b>	<b>2 1/2</b>	1665-40-40M							4.75	2.38	2.00	118	3.285	2.12																									22.0	2 1/2	MKM 5538	M20 x 80	335	8.6
		1666-40-40M																																										
<b>63</b>	<b>3</b>	1665-48-48M													6.00	3.00	2.50	145	4.037	2.32																			26.0	3	MKM 5567	M24 x 100	337	18.0
		1666-48-48M																																										
<b>70</b>	<b>3 1/2</b>	1665-56-56M																			6.50	3.25	2.50	160	4.454	2.73													26.0	3 1/2	MKM 5562	M24 x 100	340	21.0
		1666-56-56M																																										
<b>80</b>	<b>4</b>	1665-64-64M																									7.00	3.50	2.85	175	4.872	3.15							33.0	4	MKM 5563	M30 x 120	341	25.5
		1666-64-64M																																										

① Order Separately

⑤ May Contain Lead

NOTE: DIMENSIONS ARE IN INCHES UNLESS OTHERWISE NOTED.

© Copyright MAIN Mfg. 2017